

LET'S ROLL

CIRRUS RENOVATION



CUSTOMER APPLICATION FORM

STEEL 
AVIATION

THANK YOU FOR CHOOSING STEEL AVIATION FOR YOUR AIRCRAFT RENOVATION!

We're Excited To Get Started!

The information we receive in this form will be used to better understand what you're looking for with your aircraft restoration. This form may be shared between Steel Aviation and SCS Interiors. All information will be kept completely confidential. Inaccurate information can lead to delays, so please read and answer carefully.

What work would you like done to your aircraft?

Paint ☐ Interior ☐ Maintenance / Annual ☐ Avionics ☐ Steel Edition Upgrade ☐

To ensure a slot in our high-demand calendar, Steel Aviation requires a **non-refundable \$2,500 deposit**. Credit cards will be charged a fee of **3.95%** per transaction. Alternatively, you can send a check addressed to Phillipsburg Airport, PO Box 10, Phillipsburg, OH 45354. In addition, **50% of the total** estimated cost must be paid at the time of aircraft drop off. The remainder will be due at completion.

Contact jack@steelaviation.com for schedule availability, as we can be booked up several months out.

Aircraft Owner Full Name

Phone #1 Alternate Phone #2

Email

Mailing Address (Used for possible sample requests)

Billing Address (Check box if billing address is the same as shipping address) ☐

Aircraft Registration Make & Model Year Generation

Serial Number Current Aircraft Colors TKS Equipped? ☐ FIKI Equipped? ☐

Factory Installed A/C ☐ Aftermarket A/C ☐ Location of A/C Controls

Fanbox (Not A/C, but helps keep the aircraft cooler than just the regular fan) ☐

Standard 50/50 Seating ☐ 60/40 FlexSeating ☐

Current Seatbelt Color Seatbelt/Airbag Condition

Please List/Describe Your Avionics Setup

Are You Looking to Upgrade Any of Your Avionics?

Any Further Details or Upgrades to be Done (Include any maintenance needs)



PAINT REFINISH PACKAGES

The purpose of your paint is not only to look beautiful and to make a personal statement. The paint must protect your aircraft from severe damage from everyday wear and tear, and environmental elements. Cirrus aircraft are especially sensitive to this as their composite structure must be appropriately refinished to preserve their structural integrity.

Steel's refinishing process includes strict adherence to the Cirrus Aircraft Maintenance Manual in both finish and design. Our method is also not a high production, high volume finish; it is a high attention to detail process that produces a shiny, wet glossy finish often seen in the award-winning show cars.

THE ESSENTIAL

Average Cost
\$29,900



2 Colors - One base color and single stripe. Added colored stripes will increase costs, as well as additional wheel pant, wingtip and/or tail designs.

THE ENHANCED

Average Cost
\$34,900



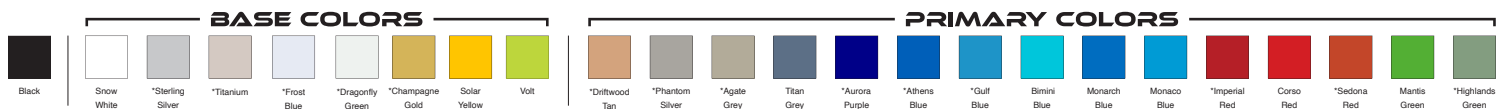
3 Colors - Classic split-scheme that can be revamped to a more intricate design. Complex wheel pant, wingtip and/or tail designs will increase costs.

THE ELITE MAX

Average Cost
\$39,900



4 Colors - Complex design scheme that leaves nothing left to the imagination. Complexity level and custom work can increase costs.



(COLORS WITH AN ASTERISK ARE METALLIC PAINTS)

Please select which style you like:

The Essential ☐ The Enhanced (split-scheme) ☐ The Enhanced (complex) ☐ The Elite Max ☐

Are there any particular colors you like? (You must choose at least one base color)

Do you have a budget you need to stay within? We can design accordingly.

If you see any images of aircraft paint schemes you like, please send them to jack@steelaviation.com. This can help get a better idea of what style and scheme you're looking for, but we'll make it original. For large files, www.wetransfer.com works great. We can download the images from here.

PAINT REFINISH PACKAGES



























(DESIGN PROOF EXAMPLE)

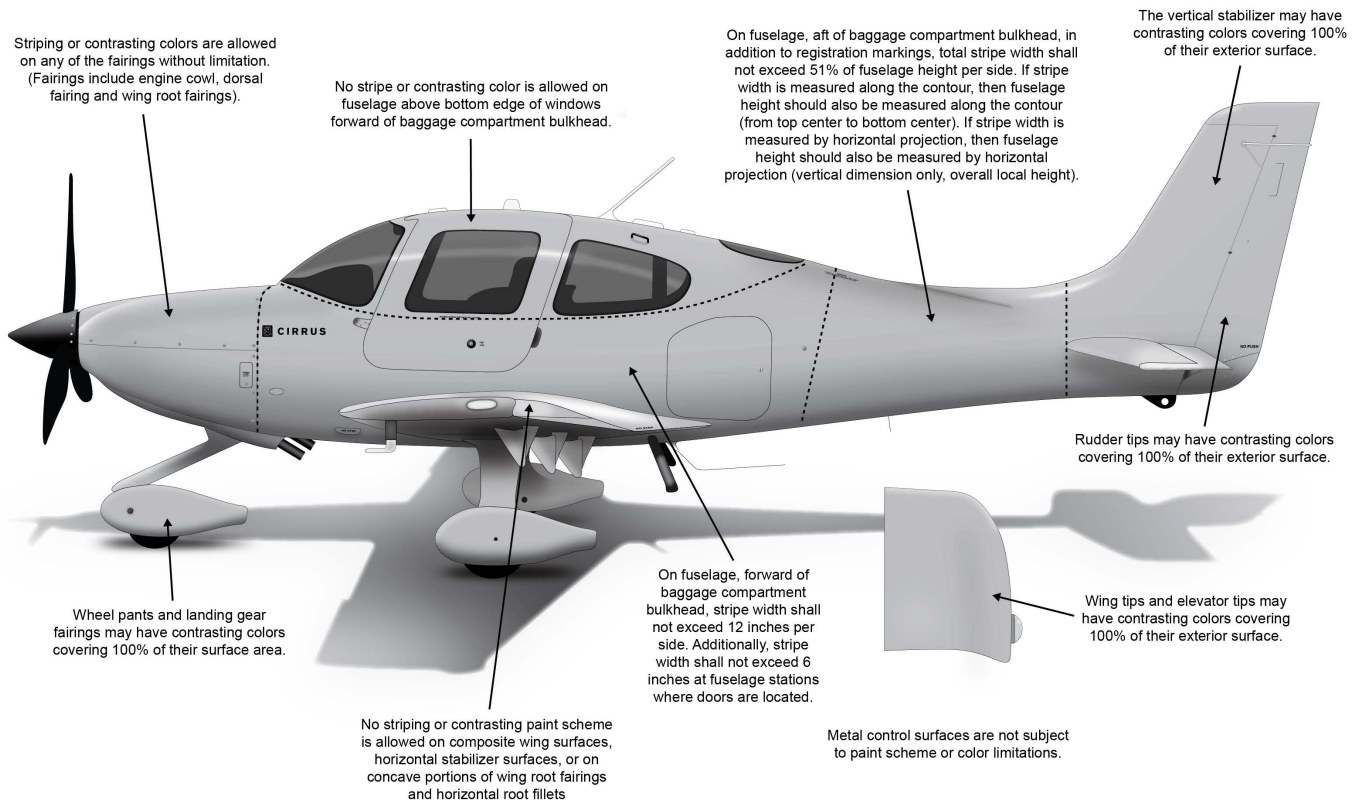
We offer packages to ensure our customers receive a finished product only in the highest quality. Imagine paying for an expensive paint job only to have old, rusted camlocks connected back on the fuselage. This is why our packages will ensure your Cirrus will look like new, no matter which design route you choose. Please see the list of items we include with each package below.

- Custom paint scheme with our designer
- 8 hours of bodywork for areas of concern
- Prepare and refinish aircraft surface
- Aluminum flight controls are stripped then; etched, alodined and zinc chromate primed
- Sherwin William's Skyscapes GA base paint
- High-performance clearcoat - double coat
- Everything painted; including the placards
- Cabin door jams are painted
- Entire aircraft is color sanded and buffed
- New stainless steel camlocks are installed
- New stainless steel screws installed
- New landing light lens
- Propeller and spinner are painted
- Step and grab handles are refinished
- New wheel pant hardware
- New chafe tape on flaps
- New aileron gap seals
- New foam cowling seal
- New wingwalks
- New door seals
- New sealant around windows and windshield
- New protectant around TKS panels
- Advanced paint protection kit installed
- Includes one-year limited paint warranty
- Propeller paint warranty is **NOT** included

PAINT REGULATIONS

Due to the composite structure of a Cirrus aircraft, the paint scheme design and colors must comply with the Cirrus Airplane Maintenance Manual (AMM). The listed colors below are approved by Cirrus Aircraft. However, the primary colors are not permitted for use on the wings or horizontal stabilizer. Black is considered an accent color, which can only be used in limited quantities. This same regulation applies for any other color that is not listed below. To see where colors are permitted, please see below for an in-depth overview of the Cirrus paint scheme regulations.

BASE COLORS									PRIMARY COLORS														
																							
Black	Snow White	*Sterling Silver	*Titanium	*Frost Blue	*Dragonfly Green	*Champagne Gold	Solar Yellow	Volt	*Driftwood Tan	*Phantom Silver	*Agate Grey	Titan Grey	*Aurora Purple	*Athens Blue	*Gulf Blue	Bimini Blue	Monarch Blue	Monaco Blue	*Imperial Red	Corso Red	*Sedona Red	Mantis Green	*Highlands Green



PAINT SCHEME EXAMPLES

THE ESSENTIAL



THE ENHANCED



THE ELITE MAX





AP

CREW S
CONTROL

FUEL
PUMP

PRIME

IDLE

CUTOFF

LEFT
40.5 U.S.
GALLONS
AVAILABLE



INTERIOR REFINISH PACKAGE

The inside of your aircraft is where you spend most of your time. It should be comfortable, luxurious, and functional. Steel can check all of those boxes with their interior package. Foam and padding come standard that increases the comfort of your aircraft seating. Sleek, luxury, sporty or totally custom. Steel uses the finest leathers, fabrics, and carpeting along with beautiful design and finish.

THE ULTIMATE INTERIOR

Starting From
\$24,900

INCLUDED ITEMS



1



2



3

- (1) All **seats** are custom designed and made with the finest leathers, alcantaras and stitching. Additional bolster style seat and foam kit are included for superior comfort.
- (2) All **armrests**, including the **center console** are also refinished using only the finest materials. These can also be made into a split design with two colors.
- (3) Both **yokes**, **door handles**, and **sun visor grips** (not shown), **glare shield**, and **throttle handle** are refinished to the highest quality.
- The entire **headliner** is removed and replaced with the finest alcantara.
- **Carpet** is all included and covers all areas of the cockpit from crew seats to the baggage area.
- **Floor mats** included, as well as **custom embroidery** of tail number and/or aircraft image.



AVAILABLE OPTIONS - PLEASE SELECT



4



5

(4) Side Panels

*** HIGHLY RECOMMENDED**

If your lower panels are in poor condition or need a color upgrade, they can be re-covered by SCS. If you own a Cirrus G1, we can dye the lower panels.

Preserve Existing Panels ☐

Re-Cover Lower Panels ☐

Dye Lower Panels - \$950 (G1) ☐

\$4,250

Refinished side panels **must include a G3 bezel.**
Save \$800 on a G3 bezel, if needed

(5) Front Panels

*** HIGHLY RECOMMENDED**

We can dye the front panels for all generations of Cirrus aircraft.

This is highly recommended to produce a new look to your glare shield, center plastic parts, and G3 bezel (if necessary).

Preserve Existing Panels ☐

Dye Front Panels ☐

\$950

Additional costs may occur for repair work

(6) G3 Bezel

*** HIGHLY RECOMMENDED**

Upgrading to the G3 Bezel may be subject to our stock limit (not OEM).

Upgrade to G3 Bezel ☐

\$1,650

\$850 if purchased with refinished Side Panels



6



7

(7) Instrument Panels

Available in brushed and carbon fiber prints.

See our website for online samples. (Sample pack must be returned, if sent).

Upgrade Panels ☐

\$1,950

Upgrade Door Seals

Superior door seals that allow for easier closing, reduced leaks and whistles.

Upgrade Door Seals ☐

\$850

Please note: New door seals are included with Steel's Paint Packages

AVAILABLE OPTIONS - PLEASE SELECT



8



9

(8) Headset Straps / (9) Seat Pockets

Front seat headset straps and accessory pockets.

Add Headset Straps ☐ Add Accessory Pockets ☐

INCLUDED

No additional cost

Custom Headrests

Add custom embroidery, or emboss your headrest with a tailnumber or logo.
In the description box below, please state **thread color/s and design preferences**.

Add Embroidery ☐ Emboss Headrest ☐

INCLUDED

No additional cost
for standard designs

Custom Floor Mats

Add custom embroidery of tailnumber and/or aircraft to your floor mats.
You can also choose a different color binding (edge trim).
In the description box below, please state possible **thread and binding color**.

Add Tailnumber ☐ Add Aircraft Image ☐ Add Binding ☐

INCLUDED

No additional cost
for standard designs

Rewebbed Seatbelts

Seatbelts can appear in good condition, but can often stand out negatively with a new, refinished interior. New seatbelts are available in various colors other than black, but additional production time will be required.
Seatbelts that are heavily worn or incorrect color match to the new interior, should be replaced. Please contact us for the latests pricing.

Replace my Seatbelts ☐ I Need a Second Opinion ☐

CALL

